

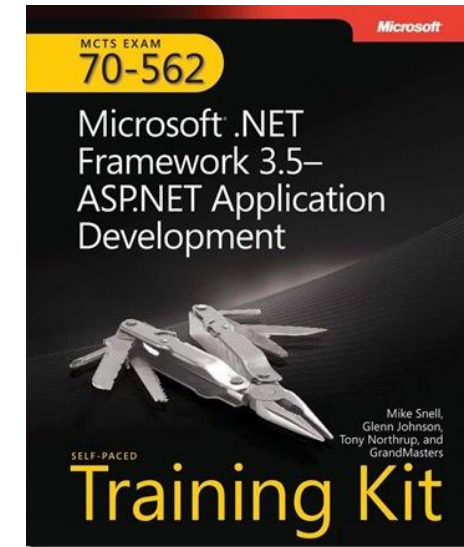





Mike Snell

VP Solutions Delivery, CEI
Microsoft Regional Director (RD)

**THE
REGION**

www.theregion.com



mksnell



www.visualstudiounleashed.com/mikesnell

Visual Studio Unleashed

Mike Snell on .NET Development



Creating and Consuming Shared Content with VS 2010

Learn how to get the most out of the Visual Studio community content. In this session, we will write some code to share with the community, package it up, deploy it, and demonstrate how you can find and use it in your environment.

Step 1: Install the SDK

<http://msdn.microsoft.com/vstudio>

Step 2: Write Some Code

Start Page, Project / Item Template,
Code Snippet, Control, Starter Kit,
Macro, Add-In, Extension

Step 3: Package Your Code

Package as a VSIX file

Step 4: Deploy

Run the VSIX file

Step 5: Share

Code Gallery

<http://code.msdn.microsoft.com>

<http://visualstudiogallery.msdn.microsoft.com>

Thank You!

Mike Snell (mike-snell@msn.com)

VP Solutions Delivery, CEI

Microsoft Regional Director (RD)



mksnell



www.visualstudiounleashed.com/mikesnell

